

(a) **Developing competency for Multimedia Lesson Plan**

(i) **Workshop on Multimedia Lesson Plan Preparation on 08-02-2023**

SATYAM COLLEGE OF EDUCATION
(Alumni cell under IQAC)

Notice


Date 06/02/2023


This is to inform all B.Ed. first year students of batch 2022-24 that a workshop on **Multi Media Lesson planning** is organized on 08/02/2023 to enhance the knowledge of tools that can be used in online teaching to make teaching and learning process more effective.


Attendance is mandatory for all.


Time- 10:15am onwards


Venue: **Multipurpose Hall (Fourth Floor)**



Ms. Roopali Chandra
Alumni Cell


Ms. Neha Aggarwal
HOD (Academics)


Ms. Preeti Goel
IQAC Coordinator


Dr. Bineeta Agarwal
Principal


Coordinator IQAC
Satyam College of Education
C-56A/14 & 15, Sector-62,
Noida-201305


Principal
Satyam College of Education
C-56A/14 & 15, Sector-62,
NOIDA-201305




SATYAM COLLEGE OF EDUCATION
(Alumni cell under IQAC)


Name of the workshop- Multimedia lesson Planning


Date-08/02/2023

Report

Alumni cell of Satyam College of Education under IQAC conducted a workshop on Multimedia lesson planning on 08/02/2023. The resource person of the workshop was Ms. Pooja Yadav alumna of batch 2019-21. The workshop started with benefits and instructions to be followed while presenting multimedia lesson plan. Various ICT tools like Padlet, Kahoot, Spin the wheel were discussed with the students to make them more comfortable in use of ICT. B. Ed. First year students participated enthusiastically in the workshop. Principal Dr. Bineeta Agrawal motivated students with her inspiring words and also discussed the importance of Multimedia lesson planning in teaching learning process.




Coordinator IQAC
Satyam College of Education
C-56A/14 & 15, Sector-62,
Noida-201305


Principal
Satyam College of Education
C-56A/14 & 15, Sector-62,
NOIDA-201305

(ii) Session on Multimedia lesson plan on 23-05-2023



SATYAM COLLEGE OF EDUCATION
(NAAC Accredited B++)
(Affiliated to SNDT Women's University, Mumbai)

Date: 21/03/2023

NOTICE

This is to inform B. Ed. first year students of batch 2022-24 that a session on 'Multimedia lesson plan' will be organized on 23rd March, 2023.

Attendance is mandatory for all.

Dr. Jyotsna Kohli
In-charge

Ms. Neha Aggarwal
HOD (Academics)

Dr. Bineta Agrawal
(Principal)

Coordinator IQAC
Satyam College of Education
C-56A/14 & 15, Sector-62
Noida-201305

Principal
Satyam College of Education
C-56A/14 & 15, Sector-62
NOIDA-201305


Sector-62,
Noida-201305





SATYAM COLLEGE OF EDUCATION
(NAAC Accredited B++)
(Affiliated to SNDT Women's University, Mumbai)

REPORT

Multimedia learning plays a crucial role in the digital learning design process. It involves the use of various media types, mentioned above to enhance the learning experience and make it more engaging and effective. Keeping in view the importance of multimedia lesson plan in the present era, SCE conducted a session 'Multimedia lesson plan' on 23rd May, 2023 for B. Ed. first year students of batch 2022-24. The session was taken by Dr Jyotsna Kohli, Assistant Professor, Satyam college of Education. The principles, importance and objectives of multimedia lessons were explained. Dr Kohli gave a demonstration of preparing and using multimedia lesson plans. Students were participative in the session and learned to prepare multimedia lesson plans to become a digital teacher to meet the needs of this era.




Coordinator IQAC
Satyam College of Education
C-56A/14 & 15, Sector-62,
Noida-201305


Principal
Satyam College of Education
C-56A/14 & 15, Sector-62,
NOIDA-201305

Student's Sample of Multimedia Lesson Plan:

EPC 2 - II
(Preparation for Constructivist Teaching-Learning)
[MM Lesson Plan]

Satyam College of Education
NOIDA

Lesson Plan No. : 01

Date : 26/05/23

Name of the Student Teacher : Mahima Gupta (1266)

Name of the School : -

Medium : Hindi / English * Teaching Subject : Social Science Std.: X

Unit: 4 Chapter Name: Agriculture Topic : Cropping Pattern

Teaching Method / Techniques : Explanation, Story Telling & Discussion, Inductive & Deductive, Game, Quiz & Activity

Teaching Learning Aids : Wordwall, Quizziz, Voice Memos, Mind Meister, Youtube, Google Slides, Kahoot!, Padlet

Aim of the teaching : To clarify about agricultural cropping patterns.

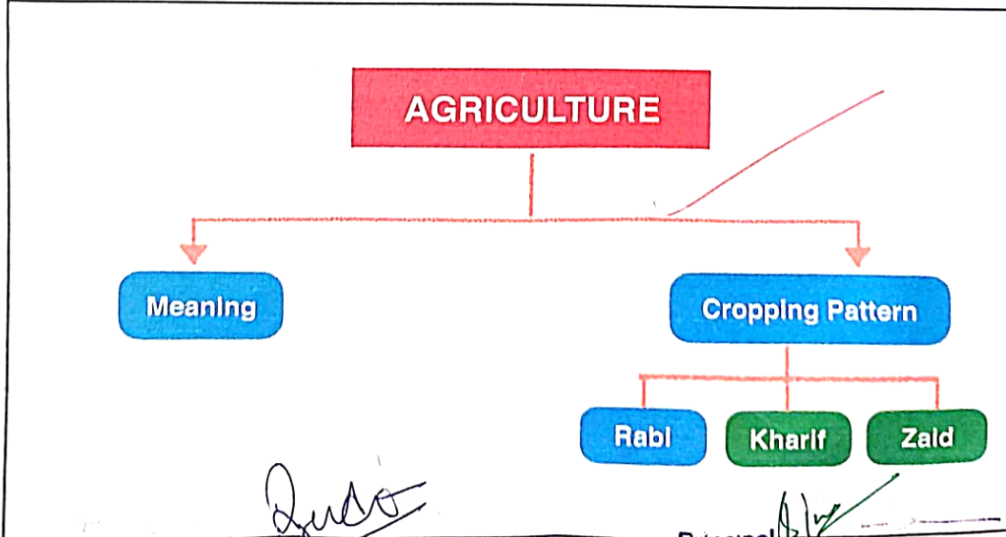
General Objectives : _____

1. To develop students interest and knowledge in Social Science.
2. To enhance students analytical and logical reasoning.
3. To have contemporary awareness about the social & geographical environment.

Specific Objectives: _____

1. Students will be able to state the meaning of 'Agriculture'.
2. Students will be able to classify the various 'Cropping Pattern' in agriculture.
3. Students will be able to select the appropriate example for each type of 'Cropping Pattern'.

Content analysis



[Signature]
Coordinator IQAC
Satyam College of Education
C-56A/14 & 15, Sector-62
Noida-201305

[Signature]
Principal
Satyam College of Education
C-56A/14 & 15, Sector-62,
NOIDA-201305

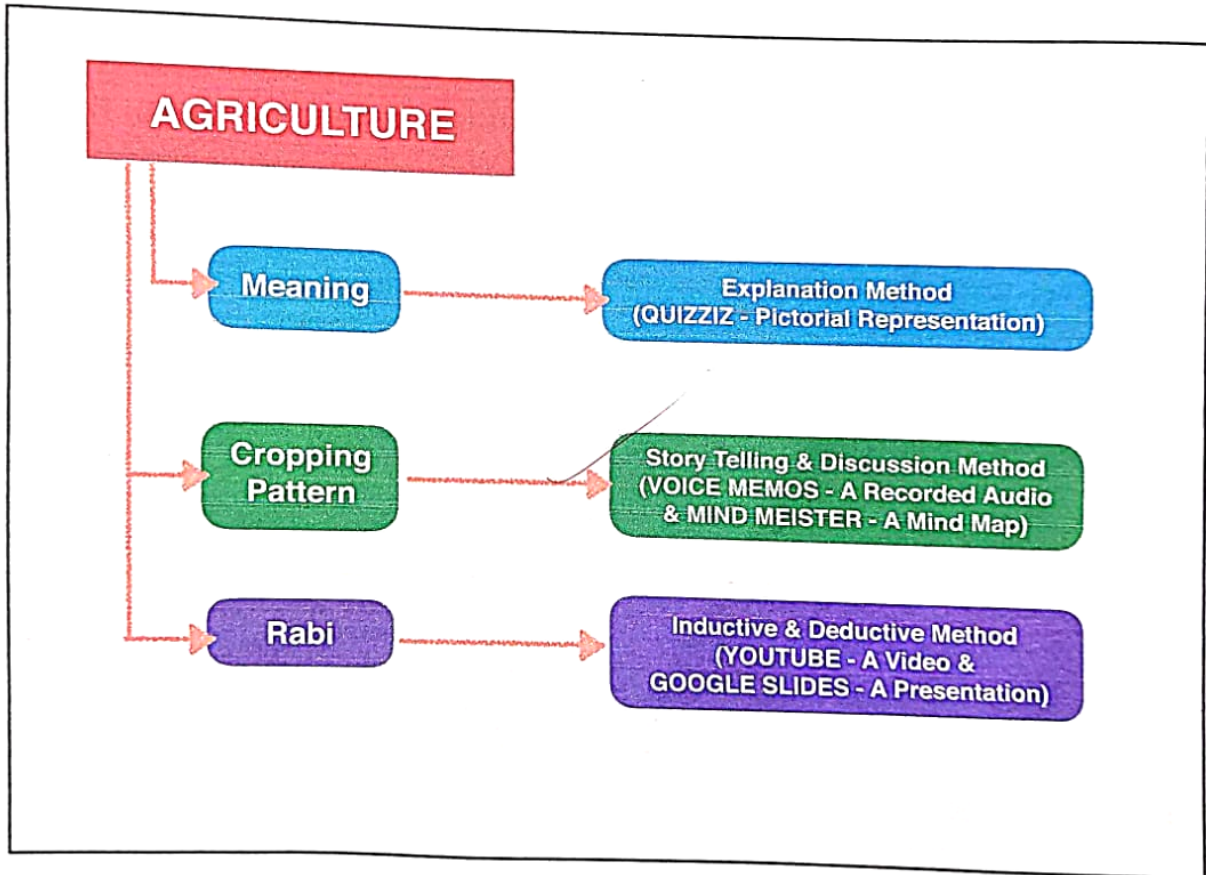
Core Elements

- Prevention of Environmental Values
- Inculcation of Values & Scientific Temper

Life skills and values

- Critical Thinking, Creative Thinking, Decision Making & Problem Solving
- Aesthetic, Economic, Social & Educational Values

Task analysis



Reflective thinking (before activity)


It is expected that through the planned activities during the task analysis, the pupil teacher will be able to achieve the desired objectives.

Coordinator IQAC
Satyam College of Education
C-56A/14 & 15, Sector-62
Noida-201305

Principal
Satyam College of Education
C-56A/14 & 15, Sector-62,
NOIDA-201305

Previous Knowledge: It is assumed that students must have basic knowledge about 'Agriculture'.

Introduction:

Teacher's Activities	Student's Activities
<p>Group Activity : Let's Identify & Match the Identical Ghosts !</p> <p> Wordwall</p> <p>https://wordwall.net/play/56956/796/125</p> <p>Q1. Which items did the ghosts have ?</p> <p>Q2. In which 'geographical category' do we put all these things into ?</p> <p>Q3. Which activity is practiced for the production of crops ?</p>	<p>(Participating actively)</p> <div data-bbox="852 556 1128 703"> </div> <p>(As the students tap these ghosts, they reveal the items they have. And, accordingly students will match the identical pairs.)</p> <p>A1. The ghosts had 'Rice, Cotton, Wheat, Peas, Cucumber & Muskmelon',</p> <p>A2. The geographical category in which we put these things into is called 'Crops'.</p> <p>A3. 'Agriculture' is practiced for the production of crops.</p>

Statement of Aim: Today, we are going to learn more about 'Agriculture'.

Teaching process based on constructivism

Teaching Points	Teacher's Activity	Student's Activity
<p>AGRICULTURE</p> <p>1) Meaning</p>	<div data-bbox="568 1218 974 1438"> </div> <p>A presentation slide on Quizziz : https://quizizz.com/embed/presentation/646e46ef1dfac4001d0b4040</p> <div data-bbox="576 1533 950 1785"> </div> <p>A pictorial representation on Quizziz : https://quizizz.com/embed/presentation/646e46ef1dfac4001d0b4040</p>	<p>Listening & Observing carefully</p> <p>Listening, Observing carefully & Responding</p>
<p>Coordinator Satyam College of Education C-56A/14 & 15, Sector-62 Noida-201305</p>	<p>Principal Satyam College of Education C-56A/14 & 15, Sector-62, NOIDA-201305</p>	

Teaching Points

Teacher's Activity

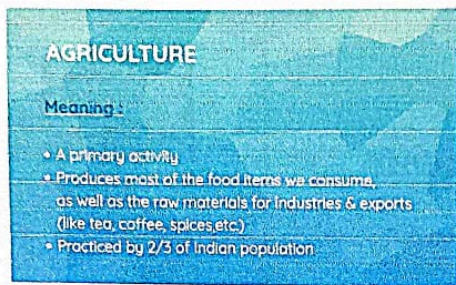
Student's Activity

Q1. What do you observe in the picture ?

A1. A farmer & bulls, ploughing the farm land for agriculture or cultivation of crops.

Q2. What are the various byproducts of agriculture ?

A2. We get various byproducts like rice, wheat, barley, maize, pulses, cotton, fruits, vegetables, tea, etc. from agriculture.



(Observing carefully & Comprehending)

Quizz A presentation slide on Quizziz : <https://quizziz.com/embed/presentation/646e46ef1dfac4001d0b4040>

Q3. What is the need or importance of agriculture ?

A3. Agriculture is very important for our survival (as it provides food grains, pulses, fruits, vegetables, etc.), as well as for economy (provides raw materials for industries & exports).

Q4. Name two agricultural crops that India exports.

A4. Tea, Coffee or Spices

2) Cropping Pattern

A Story : (Recorded Audio) 


(Paying attention)


Q1. What are the three different seasons or months when Ram & Shyam's father grew crops ?

A1. The three different seasons or months when Ram & Shyam's father grew crops were : Winters , Monsoon & in March-April.

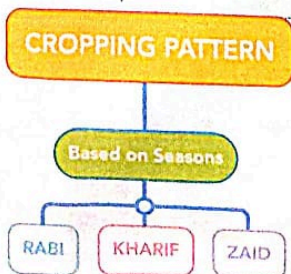
Q2. Why are different crops grown in different seasons or months ?

A2. This is because different crops need different climatic conditions for their favourable growth.


 mind <https://mm.tt/map/2777826778?t=SWgHaPOe4x>


Coordinator IQAC
Satyam College of Education
C-56A/14 & 15, Sector-62
Noida-201305

A Mind Map :



(Paying attention)


Principal
Satyam College of Education
C-56A/14 & 15, Sector-62,
NOIDA-201305

Teaching Points

Teacher's Activity

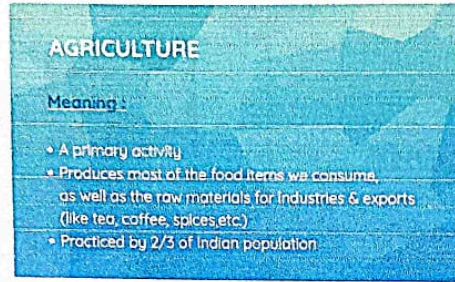
Student's Activity

Q1. What do you observe in the picture ?

A1. A farmer & bulls, ploughing the farm land for agriculture or cultivation of crops.

Q2. What are the various byproducts of agriculture ?

A2. We get various byproducts like rice, wheat, barley, maize, pulses, cotton, fruits, vegetables, tea, etc. from agriculture.



(Observing carefully & Comprehending)



A presentation slide on Quizizz : <https://quizizz.com/embed/presentation/646e46ef1dfac4001d0b4040>

Q3. What is the need or importance of agriculture ?

A3. Agriculture is very important for our survival (as it provides food grains, pulses, fruits, vegetables, etc.), as well as for economy (provides raw materials for industries & exports).

Q4. Name two agricultural crops that India exports.

A4. Tea, Coffee or Spices

2) Cropping Pattern

A Story : (Recorded Audio)



(Paying attention)

Q1. What are the three different seasons or months when Ram & Shyam's father grew crops ?

A1. The three different seasons or months when Ram & Shyam's father grew crops were : Winters , Monsoon & in March-April.

Q2. Why are different crops grown in different seasons or months ?

A2. This is because different crops need different climatic conditions for their favourable growth.

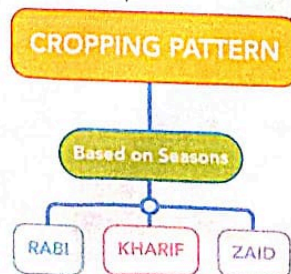


mind

<https://mm.tt/map/2777826778?t=SWgHaPOe4x>

[Handwritten Signature]

A Mind Map :



(Paying attention)

Coordinator IQAC
Satyam College of Education
C-56A/14 & 15, Sector-62
Noida-201305

[Handwritten Signature]
Principal
Satyam College of Education
C-56A/14 & 15, Sector-62,
NOIDA-201305

Teaching Points

Teacher's Activity

Student's Activity

3. RABI Crops / Season

Q3. What is the criteria for the classification of crops ?

A3. The criteria for the classification of crops is Seasons.

Q4. Name the 3 cropping patterns.

A4. 3 Cropping Patterns are RABI, KHARIF & ZAID.

A  **YouTube** video : <https://m.youtube.com/watch?v=GpJAenw3iPs>

Q1. According to this video, when are the Rabi crops sown & harvested ?

A1. Rabi crops are sown in winters & harvested in summers.

Q2. In the previous story, which crops were sown by Ram & Shyam's fathers in winters ? Therefore, Rabi crops are sown in winters & harvested in summers. Eg : Wheat & Barley

A2. Ram's father sowed wheat & Shyam's barley.

Features of RABI Crops / Season : https://docs.google.com/presentation/d/1_QG9N0UB39E7_Gf_AbdSIL68FWfF5Ou4sy_m_G1vzHWM/edit?usp=sharing



(Paying attention & Comprehending)


SEASON CRITERIA	RABI
Sowing Period	In Winters (Oct - Dec)
Harvesting Period	In Summers (Apr - June)
Crops	Wheat, Barley, Peas, Gram & Mustard
Irrigation	Precepitation due to Western Temperate Cyclone & Canals
Main Areas	North & Northwestern States - Punjab, Haryana, Himachal Pradesh, Jammu & Kashmir, Uttarakhnad & Uttar Pradesh
Special Fact	<ul style="list-style-type: none"> Wheat (main Rabi crop) & Green Revolution (better growth)

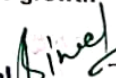
Q3. Which is the main Rabi crop grown in India ?

A3. Wheat is the main Rabi crop grown in India.

Q4. Which revolution facilitated the growth of Rabi crops in India ?

A4. The Green revolution facilitated the growth of Rabi crops in India.


Coordinator IQAC
Satyam College of Education
 C-56A/14 & 15, Sector-62
 Noida-201305


Principal
Satyam College of Education
 C-56A/14 & 15, Sector-62,
 NOIDA-201305

Recapitulation

Teacher's Activity

Quiz : Code - 06610066

Kahoot! https://kahoot.it/challenge/06610066?challenge-id=4bc97df7-7acf-4493-99d7-32124d05ac68_1685025939071

Teacher will share the link & instruct the students to play the quiz.
Later, will discuss the right answers as well.

Q2. Classification of crops on the basis of seasons is known as 'Cropping Pattern'.

True **False**

Q3. What is the sowing and harvesting period of Rabi crops ?

a) Summer (sowing) & Winter (harvesting) **b) Monsoon (sowing) & Winter (harvesting)**
c) Winter (sowing) & Summer (harvesting) **d) Summer (sowing) & Monsoon (harvesting)**

Q5. The main source of irrigation for Rabi crops is rainfall.

True **False**

Student's Activity

(Participating Actively)

☆ kahoot.it

Q1. What fraction of Indian population is engaged in agricultural practices ?

a) 1/3 **B) 2/3**
c) 4/3 **d) None of the above**

Q4. Which of the following state is a non-producer of Wheat ?

a) Punjab **b) Haryana**
c) Assam **d) Uttar Pradesh**

Coordinator IQAC
Satyam College of Education
C-56A/14 & 15, Sector-62
Noida-201305

Principa
Satyam College of Education
C-56A/14 & 15, Sector-62,
NOIDA-201305

Home work



Closure

Today, we have discussed about Agriculture, Cropping Patterns & one of its type, i.e. Rabi in detail. In the next class, we will discuss about Kharif & Zaid crops/seasons.

Reflective thinking (during the activity)

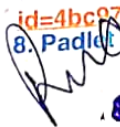
1. The class was very interesting and lively.
2. Students really enjoyed the group activity conducted while set induction.
3. Students participated actively in the quiz.

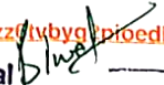
Reflective thinking (after the activity)

1. The pictorial representation, story & video enhanced the concept clarity of the students.
2. The Facilitator was loud, confident & clear as well.
3. All the instructions & links for the ICT apps or tools were timely provided.

References used for the lesson planning

1. Wordwall : Matching Pairs - <https://wordwall.net/play/56956/796/125>
2. Quizizz : A Presentation - <https://quizizz.com/embed/presentation/646e46ef1dfac4001d0b4040>
3. Voice Memos : A Recorded Audio
4. Mind Meister : A Mind Map - <https://mm.tt/map/2777826778?t=SWgHaPOe4x>
5. Youtube : A Video - <https://m.youtube.com/watch?v=GpJAenw3iPs>
6. Google Slides : A Presentation - <https://docs.google.com/presentation/d/1QG9N0UB39E7GfAbdSIL68FWIF5Ou4symG1vzHWM/edit?usp=sharing>
7. Kahoot! : A Quiz (Code : 06610066) - https://kahoot.it/challenge/06610066?challenge-id=4bc97d77-7acf-2493-99d7-32124d05ac68_1685025939071
8. Padlet Home Task - <https://padlet.com/adorablemahima3398/home-task-bzz6tvbyg2pioedk>


Coordinator IQAC
Satyam College of Education
C-56A/14 & 15, Sector-62
Noida-201305


Principal
Satyam College of Education
C-56A/14 & 15, Sector-62.
NOIDA-201305

Evaluation Sheet for Supervisors

Lesson Planning(pre-preparation)

Sr. No.	Points of the Observation	2	4	6	8	10
1	Content analysis, objectives and specifications				✓	
2	Structure of multimedia lesson based on constructivism				✓	

Implementation of the lesson:

Sr. No.	Points of the Observation	2	4	6	8	10
3	Set Induction/Introduction of the Unit				✓	
4	Varieties of Multimedia Tools were used				✓	
5	Appropriate & Interesting Multimedia tools were used				X	✓
6	Effectiveness and management of Multimedia tools during the lesson					✓
7	Management of available time while using Multimedia tools					✓
8	Class management and learning environment				✓	
9	Opportunities given for students Cognitive, Affective, Psychomotor and life skills development				✓	
10	Satisfaction about students learning in the classroom				✓	
11	Promoting interactions through different type of activities				✓	
12	Conducting group discussion/group problem solving				✓	
13	Providing scope for self-expression and thinking			✓		
14	Promoting self-learning				✓	
15	Facilitating understanding through examples, demonstrations, Quiz, Concept Map Using Multimedia					✓

Specific quality of the Pupil teacher:

P.T. used variety of multimedia material by using various Apps, links and relevant videos.

The use was efficient and glitches were carefully taken care of.

Suggestion to the teacher for improvement in teaching

Home work could be as per the standard of the class, it was not appropriate for 8th class.

After the lesson, feedback is given or not?

Yes.

Signature and date of the lesson observer

Vandana
26/08/23

Coordinator IQAC
Satyam College of Education
C-56A/14 & 15, Sector-62

Principal
Satyam College of Education
C-56A/14 & 15, Sector-62,
NOIDA-201305